



Winton Motor Raceway

Round 2 : March 12 - 14



AUSTRALIAN SUPERBIKE CHAMPIONSHIP

Practice 1

Date: 12/03/21
 Event: P05
 Weather: Partly cloudy - Temp: 25.4C
 Track: Dry - Temp: 33.8C

Started at: 10:44:04
 Laps: 30 Min
 Starters: 23
 Printed at: 11:21


CLASSIFICATION

Pos	No	Name	Machine	Fastest Lap	On Lap	Behind Leader	Behind Prev
1	1	Wayne MAXWELL (VIC)	Ducati V4R	1:19.864	16 of 19		
2	17	Troy HERFOSS (QLD) / Penrite Honda Racing	Honda CBR-RR	1:19.919	15 of 16	.055	.055
3	46	Michael JONES (QLD) / Desmosport Ducati	Ducati V4R	1:20.431	14 of 14	.567	.512
4	65	Cru HALLIDAY (NSW) / Yamaha Racing Team	Yamaha YZF-R1	1:20.998	12 of 16	1.134	.567
5	14	Glenn ALLERTON (NSW) / Maxima Racing Oils BMW	BMW S RR	1:21.073	12 of 17	1.209	.075
6	28	Aiden WAGNER (QLD) / Yamaha Racing Team	Yamaha YZF-R1	1:21.405	15 of 19	1.541	.332
7	83	Lachlan EPIS (NSW) / Maxima Racing Oils BMW	BMW S RR	1:21.464	12 of 12	1.600	.059
8	61	Arthur SISIS (SA) / Donna Hoeymakers / Unitech Racing / Remo Contractors / SA Profiling	Yamaha YZF-R1	1:21.757	13 of 16	1.893	.293
9	67	Bryan STARING (WA) / Kawasaki BCperformance / Kawasaki Motors Aust.	Kawasaki ZX10R	1:21.972	12 of 13	2.108	.215
10	12	Matthew WALTERS (NSW) / Kawasaki Australia / Kawasaki Connection / Rover Coaches / Du Speed	Kawasaki ZX10R	1:22.107	7 of 10	2.243	.135
11	3	Jed METCHER (VIC) / Metcher Motorsport / Siemec / Fusport / Yamaha / YRD / YamaLube	Yamaha YZF-R1	1:22.175	8 of 12	2.311	.068
12	2	Mark CHIODO (VIC)	Yamaha YZF-R1	1:22.529	6 of 6	2.665	.354
13	32	Oliver BAYLISS (QLD) / DesmoSport Ducati	Ducati V4R	1:22.693	8 of 13	2.829	.164
14	21	Josh WATERS (VIC) / Kawasaki BCperformance / Kawasaki Motors Aust.	Kawasaki ZX10R	1:22.904	11 of 11	3.040	.211
15	16	Luke JHONSTON (VIC) / MotoGo Yamaha / Taichi Leather / The Bike Vault Castlemaine / Pirelli	Yamaha YZF-R1	1:23.842	15 of 15	3.978	.938
16	333	Yannis SHAW (NSW) / Specialist Suzuki / Specialist Height Access / Airoh Helmets / Ricondi	Suzuki GSXR	1:24.390	13 of 13	4.526	.548
17	64	Aaron MORRIS (NSW) / Harvest Pools / Watson Demolition / Longwall Haul / Michelin / YRD / Bitubo Susp.	Yamaha YZF-R1	1:25.006	8 of 10	5.142	.616
18	78	Nathan SPITERI (VIC) / ProGP Racing / Livson / PTR / Alpinestar / The Grinning Dingo	Suzuki GSXR	1:26.841	7 of 13	6.977	1.835
19	92	Jack DAVIS (SA) / Thomson Airborne	BMW S RR	1:26.933	10 of 10	7.069	.092
20	11	Philip CZAJ (VIC) / 11M / Peters Stevens M-c / Yamaha Aust. / Bridgestone Tyres Aust.	Yamaha YZF-R1	1:27.269	3 of 11	7.405	.336
21	37	Michael EDWARDS (QLD) / Northstar Yamaha / Addicted To Track	Yamaha YZF-R1	1:29.247	14 of 15	9.383	1.978
22	33	Hamish McMURRAY (NSW) / Six Ways From Sunday / Dunlop	Kawasaki ZX10R	1:29.627	17 of 17	9.763	.380
23	29	Patrick Jun LI (VIC) / MotoGo Yamaha / Taichi Leather / KYT Helmets	Yamaha YZF-R1	1:29.716	12 of 12	9.852	.089

Current qualifying record for SBK class - 1:19.994 by Mike JONES (QLD) on a Ducati 1299 FE set on 07/09/19


 Chief Timekeeper - Scott Laing


 Race Director - Tom Williams


 Clerk of Course - Paul Hinds





Winton Motor Raceway

Round 2 : March 12 - 14



AUSTRALIAN SUPERBIKE CHAMPIONSHIP

Date: 12/03/21
 Event: P05
 Weather: Partly cloudy - Temp: 25.4C
 Track: Dry - Temp: 33.8C

Practice 1

Started at: 10:44:04
 Laps: 30 Min
 Starters: 23
 Printed at: 11:21

LAP TIMES

No	Name	Lap 1	Lap 2	Lap 3	Lap 4	Lap 5	Lap 6	Lap 7	Lap 8	Lap 9	Lap 10
333	Yannis SHAW (NSW)	1:34.493	1:26.883	1:25.519	1:24.532	11:38.057	1:46.476	2:19.753	1:33.205	1:24.565	1:24.674
10		1:38.327	1:30.326	1:24.390							
83	Lachlan EPIS (NSW)	1:28.239	1:23.442	1:22.631	9:19.269	1:28.656	1:22.699	1:22.292	1:22.029	4:11.238	1:31.171
10		1:21.738	1:21.464								
17	Troy HERFOSS (QLD)	1:27.514	1:20.739	1:20.323	1:20.991	1:20.559	3:22.626	1:31.418	1:21.446	1:21.589	1:20.695
10		1:20.739	6:20.169	1:36.148	1:20.243	1:19.919	1:20.288				
46	Michael JONES (QLD)	1:28.997	1:21.854	2:32.706	1:28.793	1:22.048	6:43.011	1:33.858	1:23.809	1:23.831	6:17.971
10		1:30.861	1:21.206	1:21.353	1:20.431						
12	Matthew WALTERS (NSW)	1:35.807	1:25.216	1:23.189	1:23.146	1:25.309	1:23.992	1:22.107	11:19.212	1:35.934	1:23.145
32	Oliver BAYLISS (QLD)	1:31.116	1:24.900	1:24.832	1:23.534	10:02.077	1:28.465	1:23.274	1:22.693	1:24.200	2:04.529
10		1:27.902	1:25.797	1:23.373							
16	Luke JHONSTON (VIC)	1:32.862	1:25.861	1:25.165	1:24.650	3:00.253	1:35.881	1:24.172	2:43.596	1:30.077	1:24.524
10		1:25.187	1:24.441	4:16.029	1:31.982	1:23.842					
61	Arthur SISSIS (SA)	1:31.731	1:32.112	1:26.747	1:24.171	1:24.166	1:28.092	1:23.944	9:04.392	1:31.650	1:22.412
10		1:22.083	1:21.852	1:21.757	1:30.517	1:29.306	1:22.052				
14	Glenn ALLERTON (NSW)	1:31.605	1:21.958	1:23.471	1:21.749	1:22.030	3:37.894	1:38.535	1:21.751	1:21.668	4:36.087
10		1:28.867	1:21.073	1:21.160	1:30.000	1:21.563	1:25.055	1:22.041			
1	Wayne MAXWELL (VIC)	1:27.656	1:22.332	1:23.029	1:21.550	1:21.446	2:20.405	1:31.335	1:21.250	1:21.815	1:20.736
10		1:20.519	4:32.812	1:26.376	1:20.767	1:20.143	1:19.864	1:21.017	1:20.586	1:29.803	
33	Hamish McMURRAY (NSW)	1:43.206	1:35.968	1:36.121	1:34.277	1:32.709	1:31.844	1:32.086	1:30.609	1:30.805	3:14.784
10		1:35.980	1:31.268	1:32.548	1:31.119	1:29.900	1:29.970	1:29.627			
37	Michael EDWARDS (QLD)	1:42.768	1:34.408	1:34.561	1:33.404	1:32.116	1:32.407	1:34.028	1:31.191	1:30.039	1:29.644
10		8:14.328	1:39.314	1:30.766	1:29.247	1:30.207					
67	Bryan STARING (WA)	1:35.280	1:25.232	1:23.522	1:23.152	1:23.304	9:14.268	1:36.865	1:22.558	1:22.186	5:01.939
10		1:36.180	1:21.972	1:22.072							
64	Aaron MORRIS (NSW)	1:37.110	1:28.368	1:26.859	1:25.923	13:12.469	1:32.212	1:25.014	1:25.006	3:39.446	1:31.186
78	Nathan SPITERI (VIC)	1:37.564	1:31.333	1:30.207	1:27.728	1:27.598	1:27.501	1:26.841	9:42.397	1:45.164	1:28.676
10		1:28.361	1:28.883	1:26.957							
3	Jed METCHER (VIC)	1:40.417	1:24.029	1:24.011	3:18.473	1:27.030	1:24.166	1:22.326	1:22.175	6:14.780	1:36.967
10		7:08.681	1:27.687								
21	Josh WATERS (VIC)	1:40.341	1:24.100	1:24.872	1:23.462	7:32.691	1:33.281	1:23.427	9:01.291	1:33.539	1:23.431
10		1:22.904									
29	Patrick Jun LI (VIC)	1:39.719	1:31.531	1:31.642	1:30.767	1:31.614	4:34.854	1:39.576	1:33.218	3:24.514	1:37.396
10		1:30.879	1:29.716								
65	Cru HALLIDAY (NSW)	1:38.652	1:25.868	1:23.643	1:23.777	1:21.917	3:29.870	1:28.264	1:33.860	1:23.301	1:21.929
10		1:21.233	1:20.998	3:17.683	1:31.583	1:23.576	1:21.819				
11	Philip CZAJ (VIC)	1:38.130	1:28.291	1:27.269	1:27.621	1:28.011	1:28.777	1:28.219	1:28.209	1:28.078	1:28.112
10		1:28.994									
92	Jack DAVIS (SA)	1:44.101	1:28.755	1:27.175	1:28.626	1:29.988	3:05.325	1:37.806	1:30.055	1:32.195	1:26.933
2	Mark CHIODO (VIC)	1:34.144	1:23.422	1:23.424	8:35.240	1:37.365	1:22.529				
28	Aiden WAGNER (QLD)	1:30.017	1:24.014	1:23.558	1:22.724	1:22.669	1:22.165	2:44.972	1:30.145	1:21.990	1:21.904
10		2:53.555	1:30.044	1:22.579	1:22.040	1:21.405	2:26.296	1:26.221	1:21.894	1:22.301	

Scott Laing
 Chief Timekeeper - Scott Laing

Tom Williams
 Race Director - Tom Williams

Paul Hinds
 Clerk of Course - Paul Hinds





Winton Motor Raceway

Round 2 : March 12 - 14



AUSTRALIAN SUPERBIKE CHAMPIONSHIP

Practice 1

Date: 12/03/21
 Event: P05
 Weather: Partly cloudy - Temp: 25.4C
 Track: Dry - Temp: 33.8C

Started at: 10:44:04
 Laps: 30 Min
 Starters: 23
 Printed at: 11:21

SPLIT TIMES

Lap	Split 1	Split 2	Split 3	Split 4	Lap Time	Lap	Split 1	Split 2	Split 3	Split 4	Lap Time
333 Yannis SHAW (NSW) (16th)						16	11.058	13.575	29.296	26.359	1:20.288
1	16.825	15.674	32.814	29.180	1:34.493 P	46 Michael JONES (QLD) (3rd)					
2	12.182	14.798	32.039	27.864	1:26.883	1	16.648	14.514	31.060	26.775	1:28.997 P
3	11.917	14.553	31.248	27.801	1:25.519	2	11.541	13.858	30.106	26.349	1:21.854
4	11.802	14.300	30.688	27.742	1:24.532	3	11.294	13.936	30.053	1:37.423	2:32.706
5	11.852	14.915	31.834	10:39.456	11:38.057	4	17.429	13.941	30.376	27.047	1:28.793 P
6	24.719	16.715	36.147	28.895	1:46.476 P	5	11.945	13.775	29.905	26.423	1:22.048
7	12.169	14.687	32.749	1:20.148	2:19.753	6	11.276	13.651	29.757	5:48.327	6:43.011
8	17.335	15.222	32.180	28.468	1:33.205 P	7	18.464	15.547	32.258	27.589	1:33.858 P
9	11.881	14.395	30.935	27.354	1:24.565	8	11.626	14.003	31.172	27.008	1:23.809
10	11.664	14.470	30.741	27.799	1:24.674	9	11.504	13.830	31.497	27.000	1:23.831
11	12.743	16.909	38.543	30.132	1:38.327	10	11.447	13.873	30.233	5:22.418	6:17.971
12	11.768	14.475	35.762	28.321	1:30.326	11	19.218	14.369	30.708	26.566	1:30.861 P
13	11.836	14.449	30.776	27.329	1:24.390	12	11.396	13.612	29.785	26.413	1:21.206
83 Lachlan EPIS (NSW) (7th)						13	11.155	13.975	29.870	26.353	1:21.353
1	15.191	14.751	30.818	27.479	1:28.239 P	14	11.177	13.540	29.626	26.088	1:20.431
2	11.675	14.107	30.445	27.215	1:23.442	12 Matthew WALTERS (NSW) (10th)					
3	11.431	14.030	30.155	27.015	1:22.631	1	19.147	16.341	32.090	28.229	1:35.807 P
4	11.413	13.989	30.695	8:23.172	9:19.269	2	11.991	14.558	31.231	27.436	1:25.216
5	16.415	14.452	30.601	27.188	1:28.656 P	3	11.509	14.124	30.207	27.349	1:23.189
6	11.512	13.880	30.567	26.740	1:22.699	4	11.529	14.023	30.114	27.480	1:23.146
7	11.456	14.010	29.982	26.844	1:22.292	5	11.541	15.307	30.848	27.613	1:25.309
8	11.344	13.883	29.969	26.833	1:22.029	6	11.473	14.419	30.910	27.190	1:23.992
9	11.352	13.909	29.914	3:16.063	4:11.238	7	11.557	13.792	29.855	26.903	1:22.107
10	15.945	14.867	32.845	27.514	1:31.171 P	8	11.494	15.960	34.055	10:17.703	11:19.212
11	11.392	13.903	29.742	26.701	1:21.738	9	22.685	14.989	30.780	27.480	1:35.934 P
12	11.283	13.834	29.611	26.736	1:21.464	10	11.549	14.087	30.140	27.369	1:23.145
17 Troy HERFOSS (QLD) (2nd)						32 Oliver BAYLISS (QLD) (13th)					
1	15.533	14.418	30.973	26.590	1:27.514 P	1	16.105	15.124	32.315	27.572	1:31.116 P
2	11.366	13.797	29.392	26.184	1:20.739	2	11.875	14.455	31.469	27.101	1:24.900
3	11.141	13.552	29.479	26.151	1:20.323	3	11.927	14.377	31.305	27.223	1:24.832
4	11.912	13.704	29.369	26.006	1:20.991	4	11.783	14.087	30.796	26.868	1:23.534
5	11.055	13.513	29.615	26.376	1:20.559	5	12.033	14.877	32.194	9:02.973	10:02.077
6	11.741	14.352	31.771	2:24.762	3:22.626	6	16.251	14.396	30.892	26.926	1:28.465 P
7	16.881	14.845	30.562	29.130	1:31.418 P	7	11.616	13.895	30.832	26.931	1:23.274
8	11.390	13.698	29.790	26.568	1:21.446	8	11.540	13.958	30.652	26.543	1:22.693
9	11.179	14.018	30.225	26.167	1:21.589	9	12.003	14.269	31.030	26.898	1:24.200
10	11.255	13.670	29.692	26.078	1:20.695	10	11.599	14.926	31.774	1:06.230	2:04.529
11	11.200	13.664	29.619	26.256	1:20.739	11	15.096	14.584	31.210	27.012	1:27.902 P
12	11.296	13.840	30.074	5:24.959	6:20.169	12	11.569	13.948	30.540	29.740	1:25.797
13	17.265	14.348	36.268	28.267	1:36.148 P	13	11.588	14.296	30.653	26.836	1:23.373
14	11.190	13.571	29.370	26.112	1:20.243						
15	11.013	13.479	29.415	26.012	1:19.919						

Scott Laing
 Chief Timekeeper - Scott Laing

Tom Williams
 Race Director - Tom Williams

Paul Hinds
 Clerk of Course - Paul Hinds





Winton Motor Raceway

Round 2 : March 12 - 14



AUSTRALIAN SUPERBIKE CHAMPIONSHIP

Practice 1

Date: 12/03/21
 Event: P05
 Weather: Partly cloudy - Temp: 25.4C
 Track: Dry - Temp: 33.8C

Started at: 10:44:04
 Laps: 30 Min
 Starters: 23
 Printed at: 11:21

SPLIT TIMES

Lap	Split 1	Split 2	Split 3	Split 4	Lap Time	Lap	Split 1	Split 2	Split 3	Split 4	Lap Time
16 Luke JHONSTON (VIC) (15th)											
1	16.348	15.799	32.439	28.276	1:32.862 P	10	11.989	14.792	31.759	3:37.547	4:36.087
2	12.057	14.759	31.466	27.579	1:25.861	11	16.743	14.679	30.885	26.560	1:28.867 P
3	11.978	14.666	30.950	27.571	1:25.165	12	11.238	13.658	29.753	26.424	1:21.073
4	11.888	14.461	31.034	27.267	1:24.650	13	11.224	13.629	29.726	26.581	1:21.160
5	11.738	14.359	31.278	2:02.878	3:00.253	14	13.570	18.432	31.156	26.842	1:30.000
6	20.718	15.701	31.845	27.617	1:35.881 P	15	11.209	13.739	29.920	26.695	1:21.563
7	11.703	14.377	30.663	27.429	1:24.172	16	11.977	14.745	31.376	26.957	1:25.055
8	26.069	18.143	31.790	1:27.594	2:43.596	17	11.269	13.742	30.008	27.022	1:22.041
9	17.259	14.601	30.755	27.462	1:30.077 P	1 Wayne MAXWELL (VIC) (1st)					
10	11.796	14.363	30.792	27.573	1:24.524	1	14.887	14.675	30.883	27.211	1:27.656 P
11	11.803	14.426	30.814	28.144	1:25.187	2	11.476	13.936	30.023	26.897	1:22.332
12	11.771	14.443	30.810	27.417	1:24.441	3	11.360	14.231	30.762	26.676	1:23.029
13	11.697	14.603	31.431	3:18.298	4:16.029	4	11.341	13.744	29.783	26.682	1:21.550
14	18.518	15.220	30.901	27.343	1:31.982 P	5	11.241	13.731	29.676	26.798	1:21.446
15	11.812	14.294	30.628	27.108	1:23.842	6	11.505	14.442	30.185	1:24.273	2:20.405
61 Arthur SISSIS (SA) (8th)											
1	16.153	15.219	32.527	27.832	1:31.731 P	7	16.096	15.488	31.749	28.002	1:31.335 P
2	11.793	14.347	1:05.972		1:32.112	8	11.381	13.669	29.609	26.591	1:21.250
3	12.888	14.510	32.068	27.281	1:26.747	9	12.091	13.776	29.550	26.398	1:21.815
4	11.668	14.348	30.927	27.228	1:24.171	10	11.252	13.673	29.402	26.409	1:20.736
5	11.627	14.219	31.105	27.215	1:24.166	11	11.259	13.687	29.466	26.107	1:20.519
6	11.667	16.225	33.046	27.154	1:28.092	12	11.537	13.860	31.088	3:36.327	4:32.812
7	11.740	14.325	30.849	27.030	1:23.944	13	15.981	13.874	30.207	26.314	1:26.376 P
8	11.734	14.781	32.554	8:05.323	9:04.392	14	11.166	13.666	29.613	26.322	1:20.767
9	15.992	16.045	32.668	26.945	1:31.650 P	15	11.127	13.609	29.304	26.103	1:20.143
10	11.485	13.796	30.585	26.546	1:22.412	16	11.059	13.630	29.140	26.035	1:19.864
11	11.458	13.814	30.220	26.591	1:22.083	17	11.669	13.663	29.536	26.149	1:21.017
12	11.404	13.850	30.114	26.484	1:21.852	18	11.201	13.574	29.557	26.254	1:20.586
13	11.456	13.742	30.061	26.498	1:21.757	19	11.246	14.546	34.860	29.151	1:29.803
14	11.509	13.675	1:05.333		1:30.517	33 Hamish McMURRAY (NSW) (22th)					
15	12.062	14.913	34.729	27.602	1:29.306	1	18.036	17.700	35.901	31.569	1:43.206 P
16	11.500	13.811	30.276	26.465	1:22.052	2	13.489	16.140	34.637	31.702	1:35.968
14 Glenn ALLERTON (NSW) (5th)											
1	16.633	15.618	32.051	27.303	1:31.605 P	3	13.645	16.347	34.739	31.390	1:36.121
2	11.511	13.807	29.941	26.699	1:21.958	4	13.318	16.237	33.811	30.911	1:34.277
3	11.272	13.960	31.473	26.766	1:23.471	5	13.085	15.733	33.563	30.328	1:32.709
4	11.220	13.729	29.964	26.836	1:21.749	6	13.032	15.527	33.208	30.077	1:31.844
5	11.474	13.884	30.033	26.639	1:22.030	7	12.905	15.509	33.492	30.180	1:32.086
6	11.252	14.164	32.012	2:40.466	3:37.894	8	12.816	15.393	32.695	29.705	1:30.609
7	16.352	16.045	39.001	27.137	1:38.535 P	9	12.765	15.436	32.808	29.796	1:30.805
8	11.329	13.791	30.017	26.614	1:21.751	10	12.966	15.527	33.213	2:13.078	3:14.784
9	11.351	13.773	30.064	26.480	1:21.668	11	16.911	16.041	33.006	30.022	1:35.980 P
						12	12.818	15.430	32.970	30.050	1:31.268
						13	13.520	15.699	32.838	30.491	1:32.548
						14	13.148	15.413	32.894	29.664	1:31.119

Scott Laing
 Chief Timekeeper - Scott Laing

Tom Williams
 Race Director - Tom Williams

Paul Hinds
 Clerk of Course - Paul Hinds





Winton Motor Raceway

Round 2 : March 12 - 14



AUSTRALIAN SUPERBIKE CHAMPIONSHIP

Practice 1

Date: 12/03/21
 Event: P05
 Weather: Partly cloudy - Temp: 25.4C
 Track: Dry - Temp: 33.8C

Started at: 10:44:04
 Laps: 30 Min
 Starters: 23
 Printed at: 11:21

SPLIT TIMES

Lap	Split 1	Split 2	Split 3	Split 4	Lap Time	Lap	Split 1	Split 2	Split 3	Split 4	Lap Time
15	12.696	15.224	32.249	29.731	1:29.900	9	11.940	14.706	30.904	2:41.896	3:39.446
16	12.755	15.106	32.466	29.643	1:29.970	10	17.370	14.990	31.302	27.524	1:31.186 P
17	12.569	15.222	32.660	29.176	1:29.627						
78 Nathan SPITERI (VIC) (18th)											
						1	18.811	16.141	33.396	29.216	1:37.564 P
						2	12.499	15.511	33.606	29.717	1:31.333
						3	13.011	15.414	32.616	29.166	1:30.207
						4	12.453	15.268	31.872	28.135	1:27.728
						5	12.306	15.051	31.887	28.354	1:27.598
						6	12.355	15.039	31.673	28.434	1:27.501
						7	12.247	14.772	31.575	28.247	1:26.841
						8	12.196	15.162	32.007	8:43.032	9:42.397
						9	27.810	15.494	32.881	28.979	1:45.164 P
						10	12.248	14.905	32.198	29.325	1:28.676
						11	12.528	15.044	31.945	28.844	1:28.361
						12	12.721	15.159	32.246	28.757	1:28.883
						13	12.085	14.975	31.648	28.249	1:26.957
3 Jed METCHER (VIC) (11th)											
						1	24.189	15.999	32.338	27.891	1:40.417 P
						2	11.913	14.212	30.670	27.234	1:24.029
						3	11.726	14.444	30.755	27.086	1:24.011
						4	11.769	14.229	30.577	2:21.898	3:18.473
						5	15.068	14.258	30.289	27.415	1:27.030 P
						6	11.605	14.669	30.479	27.413	1:24.166
						7	11.352	13.925	30.107	26.942	1:22.326
						8	11.460	13.908	30.059	26.748	1:22.175
						9	11.765	14.710	31.188	5:17.117	6:14.780
						10	18.941	15.734	31.911	30.381	1:36.967 P
						11	11.980	14.341	30.812	6:11.548	7:08.681
						12	15.216	14.388	30.751	27.332	1:27.687 P
21 Josh WATERS (VIC) (14th)											
						1	23.491	16.250	32.832	27.768	1:40.341 P
						2	11.788	14.290	30.582	27.440	1:24.100
						3	11.606	14.189	31.591	27.486	1:24.872
						4	11.493	14.245	30.447	27.277	1:23.462
						5	12.083	15.624	32.684	6:32.300	7:32.691
						6	15.569	15.432	34.584	27.696	1:33.281 P
						7	11.592	14.141	30.470	27.224	1:23.427
						8	11.531	14.071	30.422	8:05.267	9:01.291
						9	18.675	15.292	32.312	27.260	1:33.539 P
						10	11.565	14.198	30.240	27.428	1:23.431
						11	11.578	14.014	30.126	27.186	1:22.904
64 Aaron MORRIS (NSW) (17th)											
						1	17.621	17.191	33.482	28.816	1:37.110 P
						2	13.022	14.951	32.140	28.255	1:28.368
						3	12.024	15.321	31.281	28.233	1:26.859
						4	11.948	14.976	31.121	27.878	1:25.923
						5	11.921	14.938	31.219	12:14.391	13:12.469
						6	17.318	15.609	31.473	27.812	1:32.212 P
						7	11.907	14.654	30.939	27.514	1:25.014
						8	11.734	14.628	30.939	27.705	1:25.006

Scott Laing
 Chief Timekeeper - Scott Laing

Tom Williams
 Race Director - Tom Williams

Paul Hinds
 Clerk of Course - Paul Hinds





Winton Motor Raceway

Round 2 : March 12 - 14



AUSTRALIAN SUPERBIKE CHAMPIONSHIP

Practice 1

Date: 12/03/21
 Event: P05
 Weather: Partly cloudy - Temp: 25.4C
 Track: Dry - Temp: 33.8C

Started at: 10:44:04
 Laps: 30 Min
 Starters: 23
 Printed at: 11:21

SPLIT TIMES

Lap	Split 1	Split 2	Split 3	Split 4	Lap Time	Lap	Split 1	Split 2	Split 3	Split 4	Lap Time
29 Patrick Jun LI (VIC) (23th)						92 Jack DAVIS (SA) (19th)					
1	17.931	16.685	35.117	29.986	1:39.719 P	1	22.666	17.354	34.679	29.402	1:44.101 P
2	12.775	15.563	33.525	29.668	1:31.531	2	12.263	15.018	32.950	28.524	1:28.755
3	12.725	15.679	33.800	29.438	1:31.642	3	12.139	14.879	32.021	28.136	1:27.175
4	12.632	15.492	32.950	29.693	1:30.767	4	12.066	15.939	32.076	28.545	1:28.626
5	12.852	15.802	33.642	29.318	1:31.614	5	12.044	14.832	34.325	28.787	1:29.988
6	12.705	15.788	34.713	3:31.648	4:34.854	6	12.032	14.588	31.618	2:07.087	3:05.325
7	19.346	16.157	34.472	29.601	1:39.576 P	7	20.491	15.722	32.776	28.817	1:37.806 P
8	12.406	15.337	34.445	31.030	1:33.218	8	12.253	14.847	34.328	28.627	1:30.055
9	12.425	15.350	32.991	2:23.748	3:24.514	9	11.954	17.294	33.898	29.049	1:32.195
10	17.749	15.723	33.691	30.233	1:37.396 P	10	12.046	14.739	31.561	28.587	1:26.933
11	12.869	15.490	33.158	29.362	1:30.879	2 Mark CHIODO (VIC) (12th)					
12	12.770	15.339	32.762	28.845	1:29.716	1	16.717	16.351	33.374	27.702	1:34.144 P
65 Cru HALLIDAY (NSW) (4th)						2	11.533	14.104	30.949	26.836	1:23.422
1	19.799	17.231	33.220	28.402	1:38.652 P	3	11.783	14.265	30.683	26.693	1:23.424
2	12.096	14.497	32.049	27.226	1:25.868	4	11.427	14.021	30.329	7:39.463	8:35.240
3	11.556	14.214	30.693	27.180	1:23.643	5	18.513	16.534	33.367	28.951	1:37.365 P
4	11.563	13.828	30.542	27.844	1:23.777	6	11.532	14.020	30.274	26.703	1:22.529
5	11.466	13.822	29.950	26.679	1:21.917	28 Aiden WAGNER (QLD) (6th)					
6	11.636	14.099	32.950	2:31.185	3:29.870	1	15.058	15.350	31.941	27.668	1:30.017 P
7	15.904	14.415	30.770	27.175	1:28.264 P	2	11.867	14.072	30.713	27.362	1:24.014
8	11.505	13.768	29.880	38.707	1:33.860	3	11.504	14.155	30.959	26.940	1:23.558
9	12.174	14.105	30.090	26.932	1:23.301	4	11.286	13.845	30.229	27.364	1:22.724
10	11.341	13.717	30.084	26.787	1:21.929	5	11.394	14.195	30.297	26.783	1:22.669
11	11.308	13.670	29.685	26.570	1:21.233	6	11.332	13.833	30.100	26.900	1:22.165
12	11.304	13.643	29.607	26.444	1:20.998	7	11.914	14.703	30.380	1:47.975	2:44.972
13	12.015	14.300	30.974	2:20.394	3:17.683	8	17.025	14.866	31.059	27.195	1:30.145 P
14	16.362	14.689	32.858	27.674	1:31.583 P	9	11.441	13.830	29.921	26.798	1:21.990
15	11.541	13.881	30.111	28.043	1:23.576	10	11.329	13.874	29.922	26.779	1:21.904
16	11.416	13.713	29.950	26.740	1:21.819	11	11.365	14.364	30.514	1:57.312	2:53.555
11 Philip CZAJ (VIC) (20th)						12	18.289	14.301	30.390	27.064	1:30.044 P
1	18.235	16.708	34.114	29.073	1:38.130 P	13	11.579	13.823	30.209	26.968	1:22.579
2	12.495	15.395	32.075	28.326	1:28.291	14	11.462	13.980	29.907	26.691	1:22.040
3	12.212	14.827	31.895	28.335	1:27.269	15	11.426	13.658	29.661	26.660	1:21.405
4	12.243	15.146	31.788	28.444	1:27.621	16	11.359	13.930	30.209	1:30.798	2:26.296
5	11.956	15.431	31.945	28.679	1:28.011	17	14.852	13.962	30.123	27.284	1:26.221 P
6	12.575	15.621	32.029	28.552	1:28.777	18	11.410	13.747	29.937	26.800	1:21.894
7	11.960	15.074	32.435	28.750	1:28.219	19	11.436	14.009	29.968	26.888	1:22.301
8	12.422	15.148	31.938	28.701	1:28.209						
9	12.343	14.985	32.029	28.721	1:28.078						
10	11.991	15.057	32.243	28.821	1:28.112						
11	12.557	15.134	32.708	28.595	1:28.994						

Scott Laing
 Chief Timekeeper - Scott Laing

Tom Williams
 Race Director - Tom Williams

Paul Hinds
 Clerk of Course - Paul Hinds





Winton Motor Raceway

Round 2 : March 12 - 14



ASBK.COM.AU f t i y

AUSTRALIAN SUPERBIKE CHAMPIONSHIP


Practice 1


Date: 12/03/21
Event: P05
Weather: Partly cloudy - Temp: 25.4C
Track: Dry - Temp: 33.8C


Started at: 10:44:04
Laps: 30 Min
Starters: 23
Printed at: 11:21

FASTEST LAPS SEQUENCE

Race Time	No	Name	Machine	Fastest Lap	On Lap
1:31.862	83	Lachlan EPIS (NSW)	BMW S RR	1:28.239	1
1:33.600	17	Troy HERFOSS (QLD)	Honda CBR-RR	1:27.514	1
2:54.339	17	Troy HERFOSS (QLD)	Honda CBR-RR	1:20.739	2
4:14.662	17	Troy HERFOSS (QLD)	Honda CBR-RR	1:20.323	3
25:19.993	1	Wayne MAXWELL (VIC)	Ducati V4R	1:20.143	15
26:39.857	1	Wayne MAXWELL (VIC)	Ducati V4R	1:19.864	16


Chief Timekeeper - Scott Laing


Race Director - Tom Williams


Clerk of Course - Paul Hinds



www.computime.com.au
COMPUTIME RACE TIMING SYSTEMS PTY LTD





Winton Motor Raceway

Round 2 : March 12 - 14



AUSTRALIAN SUPERBIKE CHAMPIONSHIP

Practice 1

Date: 12/03/21
 Event: P05
 Weather: Partly cloudy - Temp: 25.4C
 Track: Dry - Temp: 33.8C

Started at: 10:44:04
 Laps: 30 Min
 Starters: 23
 Printed at: 11:21

BEST PARTIAL TIMES

Pos	Split 1		Split 2		Split 3		Split 4		LAP		Ideal	Fastest
	Name	Time	Name	Time	Name	Time	Name	Time	Name	Time		
1	T. HERFOSS	10.990	T. HERFOSS	13.479	W. MAXWELL	29.140	T. HERFOSS	26.006	T. HERFOSS	1:19.771	1:19.919	
2	W. MAXWELL	11.059	M. JONES	13.540	T. HERFOSS	29.296	W. MAXWELL	26.035	W. MAXWELL	1:19.808	1:19.864	
3	M. JONES	11.155	W. MAXWELL	13.574	C. HALLIDAY	29.607	M. JONES	26.088	M. JONES	1:20.409	1:20.431	
4	G. ALLERTON	11.209	G. ALLERTON	13.629	L. EPIS	29.611	G. ALLERTON	26.424	C. HALLIDAY	1:20.966	1:20.998	
5	C. HALLIDAY	11.283	C. HALLIDAY	13.632	M. JONES	29.626	C. HALLIDAY	26.444	G. ALLERTON	1:20.988	1:21.073	
6	L. EPIS	11.283	A. WAGNER	13.658	A. WAGNER	29.661	A. SISSIS	26.465	A. WAGNER	1:21.265	1:21.405	
7	A. WAGNER	11.286	A. SISSIS	13.675	G. ALLERTON	29.726	O. BAYLISS	26.543	L. EPIS	1:21.429	1:21.464	
8	J. METCHER	11.352	M. WALTERS	13.792	M. WALTERS	29.855	A. WAGNER	26.660	A. SISSIS	1:21.605	1:21.757	
9	B. STARING	11.369	L. EPIS	13.834	B. STARING	29.993	B. STARING	26.672	B. STARING	1:21.898	1:21.972	
10	A. SISSIS	11.404	B. STARING	13.864	J. METCHER	30.059	M. CHIODO	26.693	M. WALTERS	1:22.023	1:22.107	
11	O. BAYLISS	11.426	O. BAYLISS	13.895	A. SISSIS	30.061	L. EPIS	26.701	J. METCHER	1:22.067	1:22.175	
12	M. CHIODO	11.427	J. METCHER	13.908	J. WATERS	30.126	J. METCHER	26.748	O. BAYLISS	1:22.404	1:22.693	
13	M. WALTERS	11.473	J. WATERS	14.014	M. CHIODO	30.274	M. WALTERS	26.903	M. CHIODO	1:22.414	1:22.529	
14	J. WATERS	11.493	M. CHIODO	14.020	O. BAYLISS	30.540	L. JHONSTON	27.108	J. WATERS	1:22.819	1:22.904	
15	Y. SHAW	11.664	L. JHONSTON	14.294	A. MORRIS	30.541	J. WATERS	27.186	L. JHONSTON	1:23.727	1:23.842	
16	L. JHONSTON	11.697	Y. SHAW	14.300	L. JHONSTON	30.628	Y. SHAW	27.329	Y. SHAW	1:23.981	1:24.390	
17	A. MORRIS	11.734	A. MORRIS	14.562	Y. SHAW	30.688	A. MORRIS	27.514	A. MORRIS	1:24.351	1:25.006	
18	J. DAVIS	11.954	J. DAVIS	14.588	J. DAVIS	31.561	N. SPITERI	28.135	J. DAVIS	1:26.239	1:26.933	
19	P. CZAJ	11.956	N. SPITERI	14.772	N. SPITERI	31.575	J. DAVIS	28.136	N. SPITERI	1:26.567	1:26.841	
20	N. SPITERI	12.085	P. CZAJ	14.827	P. CZAJ	31.788	P. CZAJ	28.326	P. CZAJ	1:26.897	1:27.269	
21	P. LI	12.406	H. McMURRA	15.106	H. McMURRA	32.249	M. EDWARDS	28.567	M. EDWARDS	1:28.791	1:29.247	
22	M. EDWARDS	12.492	M. EDWARDS	15.216	P. CZAJ	32.297	P. LI	28.845	H. McMURRA	1:29.100	1:29.627	
23	H. McMURRA	12.569	P. LI	15.337	M. EDWARDS	32.516	H. McMURRA	29.176	P. LI	1:29.350	1:29.716	
24	J. METCHER	13.103	J. METCHER	15.509	J. METCHER	32.580	J. METCHER	31.719	P. CZAJ	1:32.884	1:32.926	
25	P. CZAJ	13.249	P. CZAJ	15.550	P. LI	32.762	P. CZAJ	31.788	J. METCHER	1:32.911	1:32.941	
26	N. SPITERI	13.293	M. WALTERS	15.657	O. BAYLISS	32.802	M. WALTERS	31.998	O. BAYLISS	1:34.178	1:34.516	
27	O. BAYLISS	13.302	O. BAYLISS	15.693	N. SPITERI	32.990	N. SPITERI	32.234	N. SPITERI	1:34.258	1:34.453	
28	M. EDWARDS	13.440	N. SPITERI	15.741	M. WALTERS	33.454	O. BAYLISS	32.381	M. WALTERS	1:34.553	1:34.574	
29	M. WALTERS	13.444	M. EDWARDS	16.411	M. EDWARDS	34.284	M. EDWARDS	33.255	M. EDWARDS	1:37.390	1:37.493	

Scott Lang
 Chief Timekeeper - Scott Lang

Tom Williams
 Race Director - Tom Williams

Paul Hinds
 Clerk of Course - Paul Hinds





Winton Motor Raceway

Round 2 : March 12 - 14



ASBK.COM.AU



AUSTRALIAN SUPERBIKE CHAMPIONSHIP

Practice 1

Date: 12/03/21
Event: P05
Weather: Partly cloudy - Temp: 25.4C
Track: Dry - Temp: 33.8C

Started at: 10:44:04
Laps: 30 Min
Starters: 23
Printed at: 11:21

RACE INFORMATION

Time	Description
10:44:04	Event Start
10:51:28	Track temps : Finish - 33.8 / Int 1 - 33.1 / Int 2 - 33.7 / Int 3 - 33.1
11:02:34	Rider 2 (Mark CHIODO) CRASHED TURN 11 - RIDER UP
11:07:03	Track temps : Finish - 35.6 / Int 1 - 33.8 / Int 2 - 35.1 / Int 3 - 34.6
11:14:36	Chequered Flag
11:18:18	Event Finish

Chief Timekeeper - Scott Lang

Race Director - Tom Williams

Clerk of Course - Paul Hinds



www.computime.com.au
COMPUTIME RACE TIMING SYSTEMS PTY LTD

